

Help Park City Redesign Park Avenue

Tuesday, September 08, 2020

100

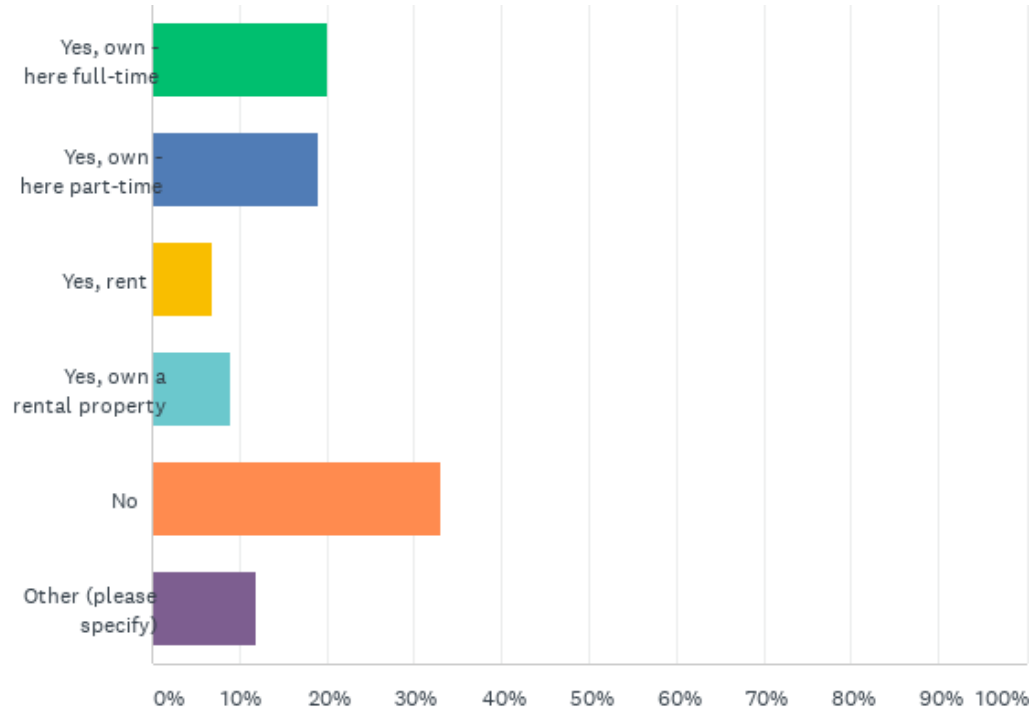
Total Responses

Date Created: Tuesday, August 25, 2020

Complete Responses: 100

Q1: Do you own or rent a property on Park Avenue?

Answered: 100 Skipped: 0



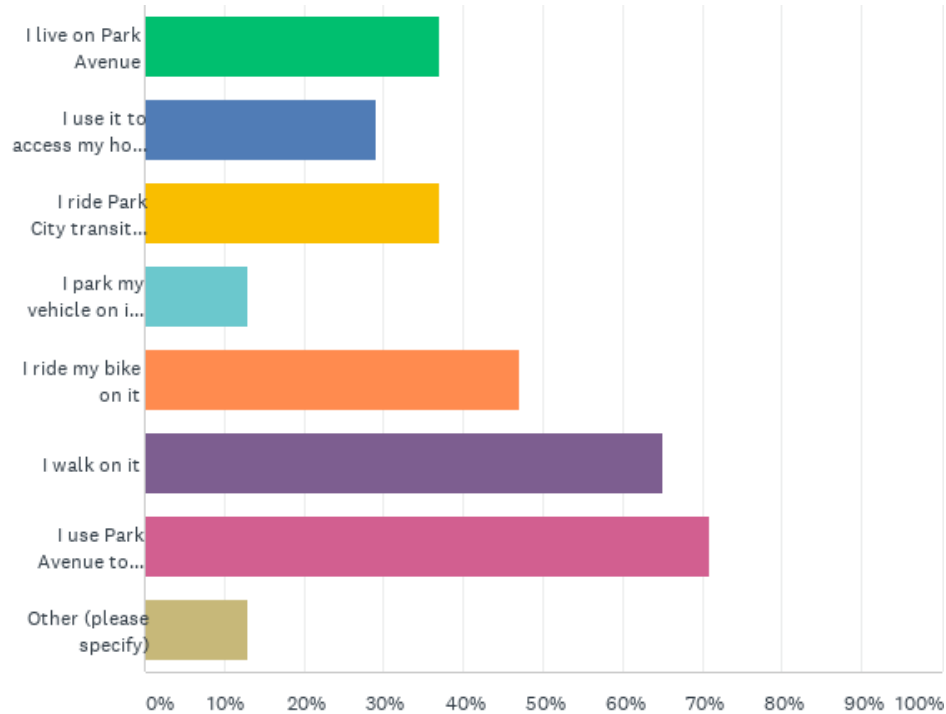
Q1: Do you own or rent a property on Park Avenue?

Answered: 100 Skipped: 0

ANSWER CHOICES	RESPONSES	
Yes, own - here full-time	20.00%	20
Yes, own - here part-time	19.00%	19
Yes, rent	7.00%	7
Yes, own a rental property	9.00%	9
No	33.00%	33
Other (please specify)	12.00%	12
TOTAL		100

Q2: How do you currently use Park Avenue? Select all that apply.

Answered: 100 Skipped: 0



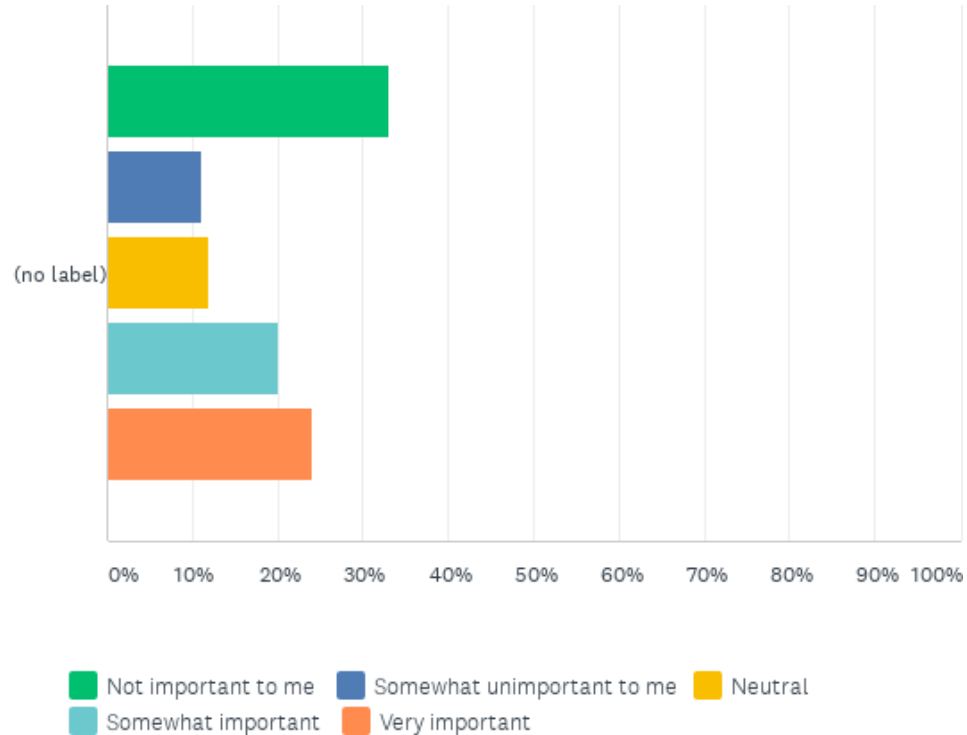
Q2: How do you currently use Park Avenue? Select all that apply.

Answered: 100 Skipped: 0

ANSWER CHOICES	RESPONSES	
I live on Park Avenue	37.00%	37
I use it to access my home on a different street in Old Town	29.00%	29
I ride Park City transit on it	37.00%	37
I park my vehicle on it when I go to work	13.00%	13
I ride my bike on it	47.00%	47
I walk on it	65.00%	65
I use Park Avenue to access other areas of Old Town	71.00%	71
Other (please specify)	13.00%	13
Total Respondents: 100		

Q3: How important is on-street parking to your use of Park Avenue?

Answered: 100 Skipped: 0



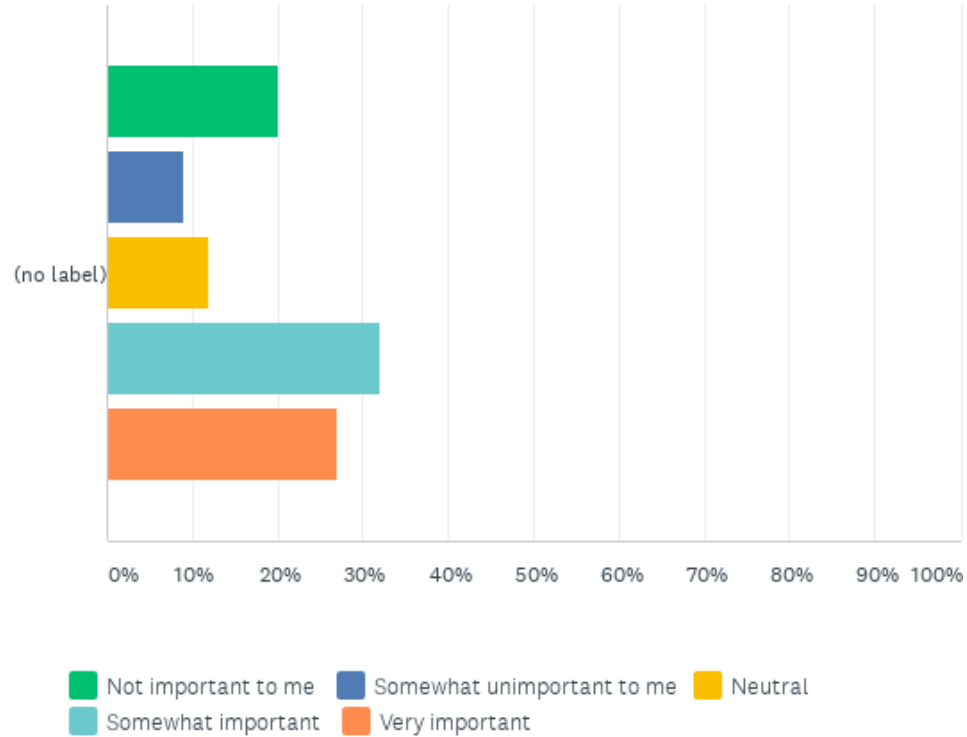
Q3: How important is on-street parking to your use of Park Avenue?

Answered: 100 Skipped: 0

	NOT IMPORTANT TO ME	SOMEWHAT UNIMPORTANT TO ME	NEUTRAL	SOMEWHAT IMPORTANT	VERY IMPORTANT	TOTAL	WEIGHTED AVERAGE
(no label)	33.00% 33	11.00% 11	12.00% 12	20.00% 20	24.00% 24	100	2.91

Q4: How important is a designated bike lane to you?

Answered: 100 Skipped: 0



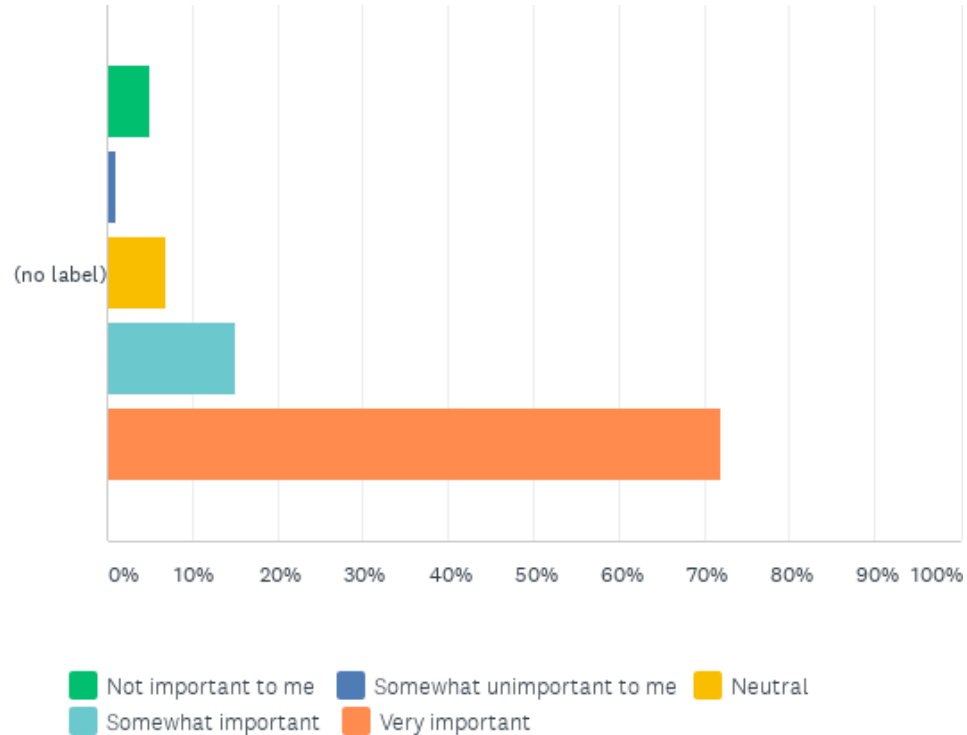
Q4: How important is a designated bike lane to you?

Answered: 100 Skipped: 0

	NOT IMPORTANT TO ME	SOMEWHAT UNIMPORTANT TO ME	NEUTRAL	SOMEWHAT IMPORTANT	VERY IMPORTANT	TOTAL	WEIGHTED AVERAGE
(no label)	20.00% 20	9.00% 9	12.00% 12	32.00% 32	27.00% 27	100	3.37

Q5: How important is pedestrian walkability to your use of Park Avenue?

Answered: 100 Skipped: 0



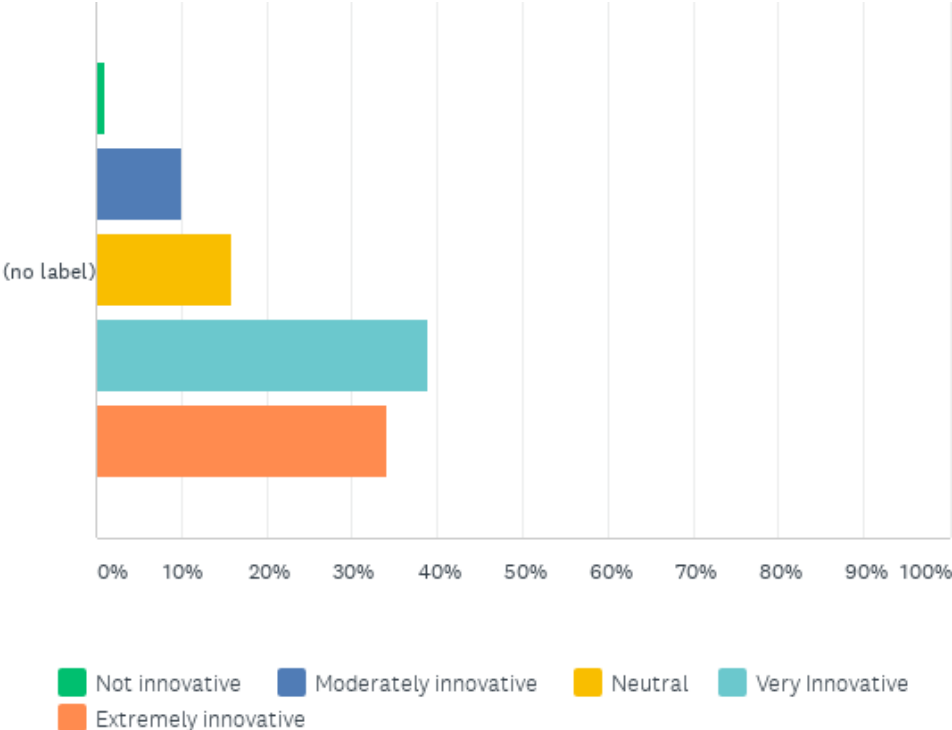
Q5: How important is pedestrian walkability to your use of Park Avenue?

Answered: 100 Skipped: 0

	NOT IMPORTANT TO ME	SOMEWHAT UNIMPORTANT TO ME	NEUTRAL	SOMEWHAT IMPORTANT	VERY IMPORTANT	TOTAL	WEIGHTED AVERAGE
(no label)	5.00% 5	1.00% 1	7.00% 7	15.00% 15	72.00% 72	100	4.48

Q6: How innovative should City transit options be?

Answered: 100 Skipped: 0



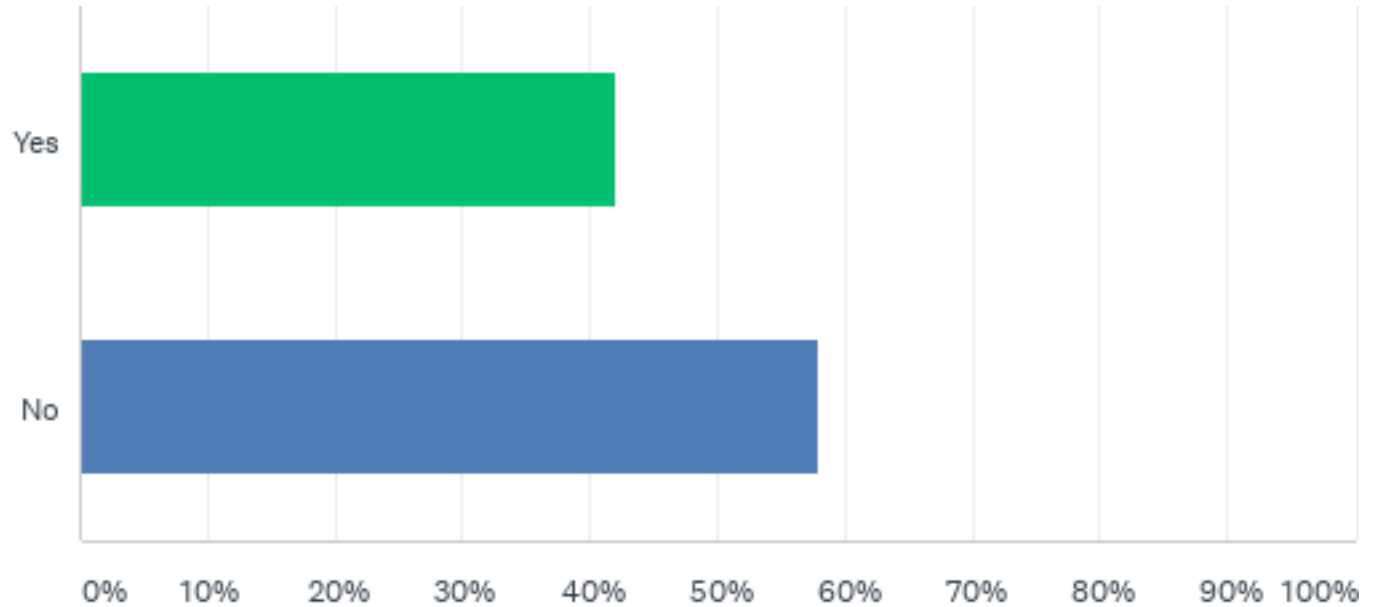
Q6: How innovative should City transit options be?

Answered: 100 Skipped: 0

	NOT INNOVATIVE	MODERATELY INNOVATIVE	NEUTRAL	VERY INNOVATIVE	EXTREMELY INNOVATIVE	TOTAL	WEIGHTED AVERAGE
(no label)	1.00% 1	10.00% 10	16.00% 16	39.00% 39	34.00% 34	100	4.94

Q7: Do you use off-street parking along Park Avenue?

Answered: 100 Skipped: 0



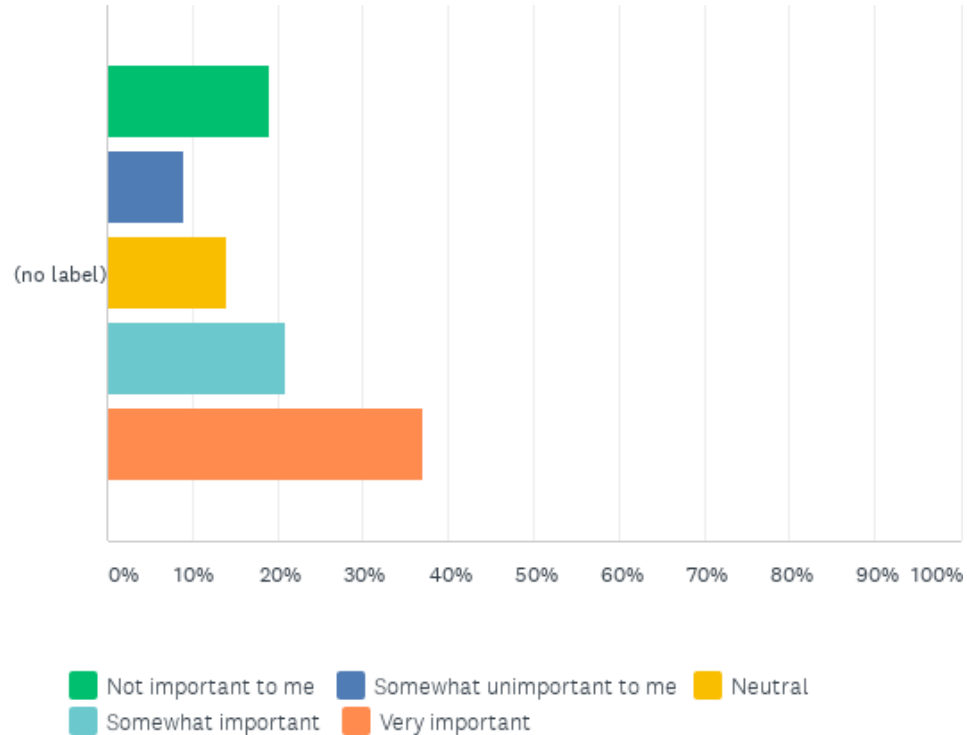
Q7: Do you use off-street parking along Park Avenue?

Answered: 100 Skipped: 0

ANSWER CHOICES	RESPONSES	
Yes	42.00%	42
No	58.00%	58
TOTAL		100

Q8: How important is a residential parking permit program to you?

Answered: 100 Skipped: 0



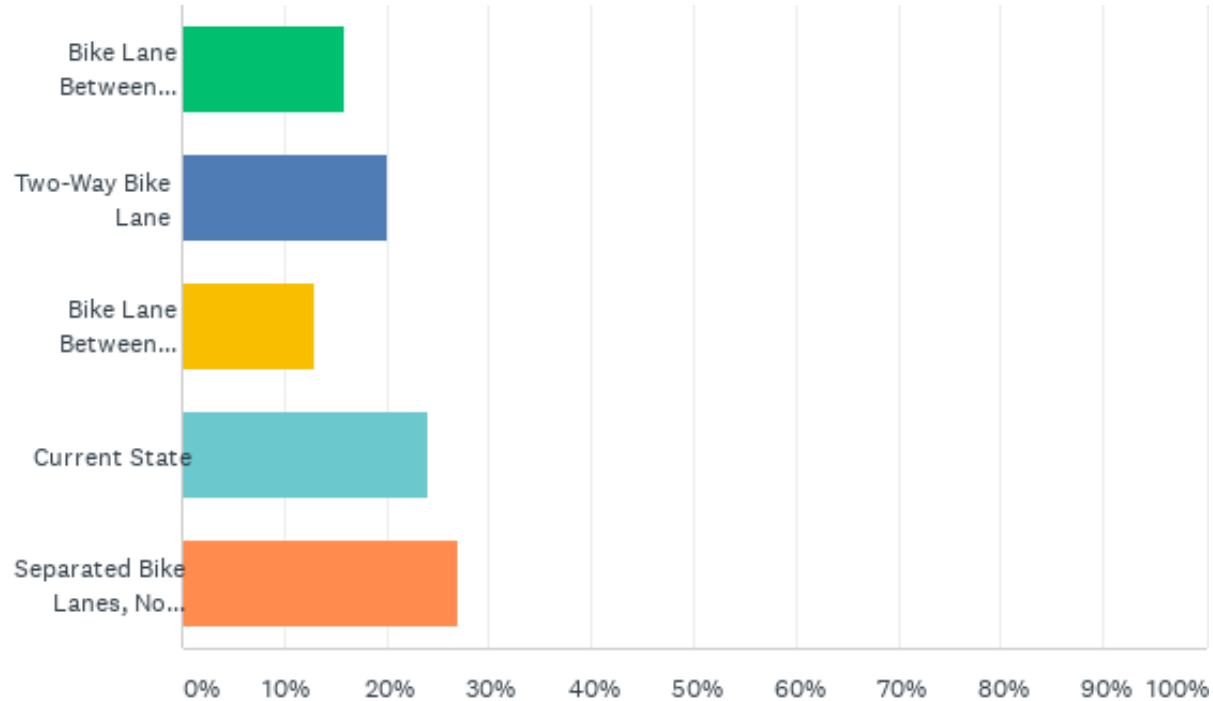
Q8: How important is a residential parking permit program to you?

Answered: 100 Skipped: 0

	NOT IMPORTANT TO ME	SOMEWHAT UNIMPORTANT TO ME	NEUTRAL	SOMEWHAT IMPORTANT	VERY IMPORTANT	TOTAL	WEIGHTED AVERAGE
(no label)	19.00% 19	9.00% 9	14.00% 14	21.00% 21	37.00% 37	100	3.48

Q9: Which street use design is most exciting to you?

Answered: 100 Skipped: 0



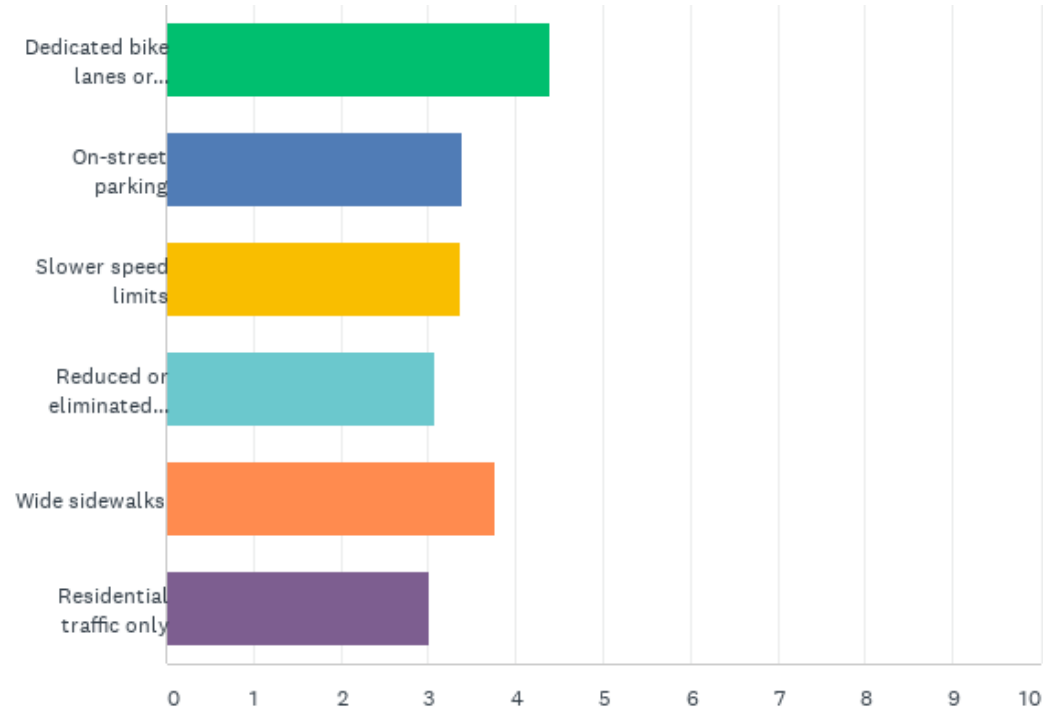
Q9: Which street use design is most exciting to you?

Answered: 100 Skipped: 0

ANSWER CHOICES	RESPONSES	
Bike Lane Between Parking/Sidewalk	16.00%	16
Two-Way Bike Lane	20.00%	20
Bike Lane Between Parking/Traffic	13.00%	13
Current State	24.00%	24
Separated Bike Lanes, No Parking	27.00%	27
TOTAL		100

of the list will be your first priority, the bottom of the list will be your last priority.

Answered: 100 Skipped: 0



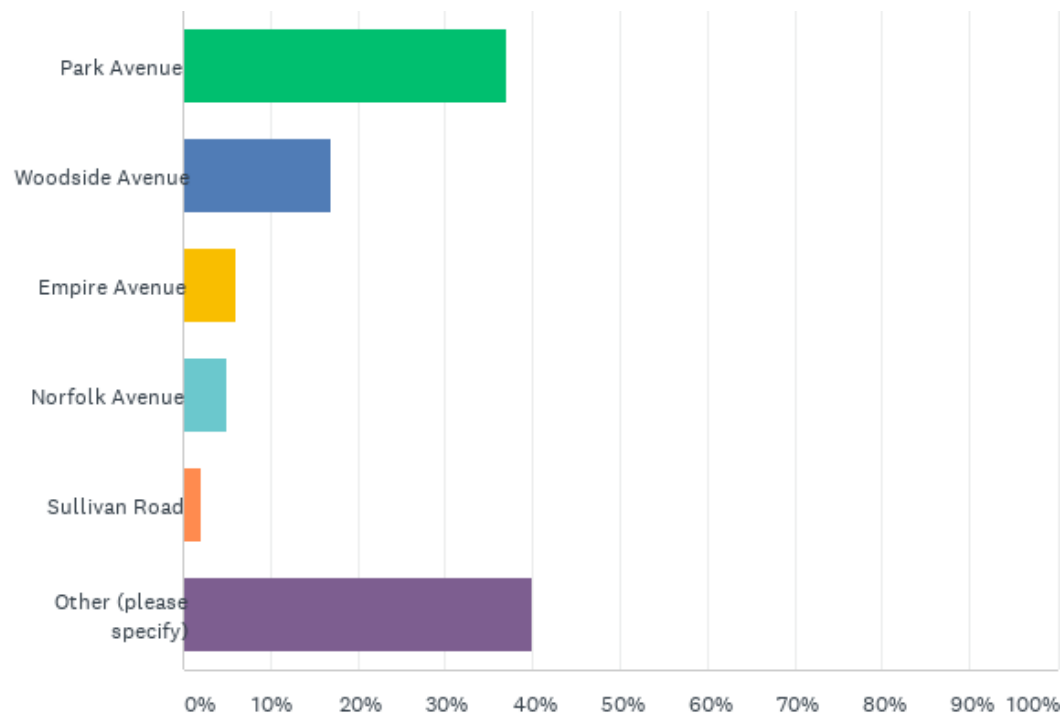
of the list will be your first priority, the bottom of the list will be your last priority.

Answered: 100 Skipped: 0

	1	2	3	4	5	6	TOTAL	SCORE
Dedicated bike lanes or pathways for active transportation	39.00% 39	16.00% 16	15.00% 15	13.00% 13	10.00% 10	7.00% 7	100	4.40
On-street parking	26.00% 26	13.00% 13	7.00% 7	13.00% 13	9.00% 9	32.00% 32	100	3.38
Slower speed limits	6.00% 6	18.00% 18	23.00% 23	21.00% 21	24.00% 24	8.00% 8	100	3.37
Reduced or eliminated on-street parking	7.00% 7	18.00% 18	17.00% 17	16.00% 16	18.00% 18	24.00% 24	100	3.08
Wide sidewalks	14.00% 14	19.00% 19	24.00% 24	21.00% 21	16.00% 16	6.00% 6	100	3.76
Residential traffic only	8.00% 8	16.00% 16	14.00% 14	16.00% 16	23.00% 23	23.00% 23	100	3.01

Q14: I live on:

Answered: 100 Skipped: 0



Q14: I live on:

Answered: 100 Skipped: 0

ANSWER CHOICES	RESPONSES	
Park Avenue	37.00%	37
Woodside Avenue	17.00%	17
Empire Avenue	6.00%	6
Norfolk Avenue	5.00%	5
Sullivan Road	2.00%	2
Other (please specify)	40.00%	40
Total Respondents: 100		